



Switches

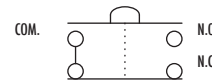
Standard CTI Switches



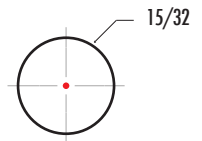
CTI Pushbutton Switches



Circuit Diagram



Panel Cutout Dimensions




CTI Part # **32-P-A60215-01** SPDT - mom

Technical Data


Cycles: **10,000,000**
Current Rating: **5 amps@120 vAC, 30vDC**
Temperature Range: **-40°C to +85° @ Rated Current**
Internal Seals: **N/A**

Spring Rate: **6.9 lbs**
Environmental Protection: **IP40, IP67**
Wire Leads: **None**
Terminals: **None**

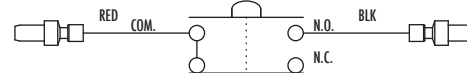
Wire Leads Shorted For Clarity



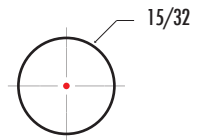
4" Wire Leads



Circuit Diagram



Panel Cutout Dimensions




CTI Part # **32-P-A91115-01** SPDT - mom (w/leads)

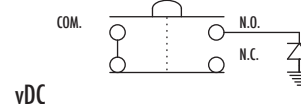
Technical Data

Cycles: **10,000,000**
Current Rating: **5 amps@120 vAC, 30vDC**
Temperature Range: **-40°C to +85° @ Rated Current**
Internal Seals: **N/A**

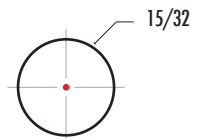
Spring Rate: **6.9 lbs**
Environmental Protection: **IP40, IP67**
Wire Leads: **4"**
Terminals: **Male Bullet 22-16, 0.156**



Circuit Diagram



Panel Cutout Dimensions



CTI Part # **32-P-A92231-01** SPDT - mom (DC)

Technical Data

Cycles: **10,000,000**
Current Rating: **5 amps@30vDC**
Temperature Range: **-40°C to +85° @ Rated Current**
Internal Seals: **N/A**

Spring Rate: **6.9 lbs**
Environmental Protection: **IP40, IP67**
Wire Leads: **None**
Terminals: **None**

www.cyber-tech.net

1-800-621-8754


Document Date: 06-01-2005

"a commitment to intergrated engineering & design"

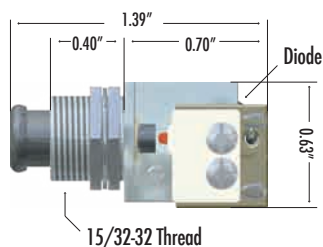



Switches

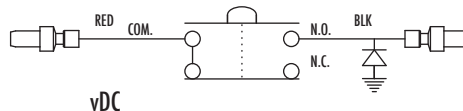
Standard CTI Switches



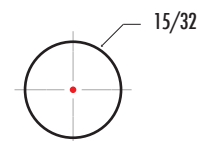
CTI Pushbutton Switches



Circuit Diagram



Panel Cutout Dimensions

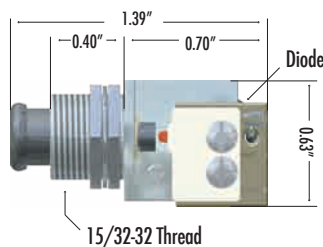



CTI Part # **32-P-A91113-01** SPDT - mom (DC w/leads)

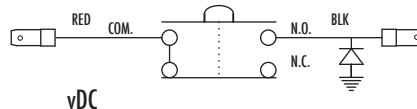
Technical Data

Cycles: **10,000,000**
Current Rating: **5 amps@ 30vDC**
Temperature Range: **-40°C to +85° @ Rated Current**
Internal Seals: **N/A**

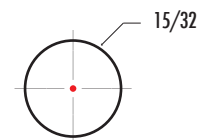
Spring Rate: **6.9 lbs**
Environmental Protection: **IP40, IP67**
Wire Leads: **4"**
Terminals: **Male Bullet 22-16, 0.156**



Circuit Diagram



Panel Cutout Dimensions

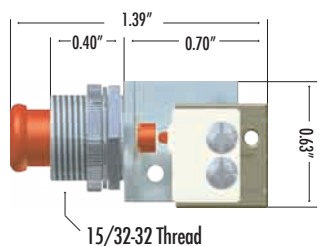


CTI Part # **32-P-040004-01** SPDT - mom (DC w/S-leads)

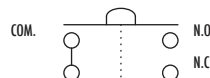
Technical Data

Cycles: **10,000,000**
Current Rating: **5 amps@ 30vDC**
Temperature Range: **-40°C to +85° @ Rated Current**
Internal Seals: **N/A**

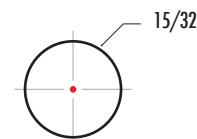
Spring Rate: **6.9 lbs**
Environmental Protection: **IP40, IP67**
Wire Leads: **4"**
Terminals: **Male Amp**



Circuit Diagram



Panel Cutout Dimensions



CTI Part # **32-P-970147-01** SPDT - mom (RS)

Technical Data

Cycles: **10,000,000**
Current Rating: **5 amps@ 120vAC, 30vDC**
Temperature Range: **-40°C to +85° @ Rated Current**
Internal Seals: **N/A**

Spring Rate: **6.9 lbs**
Environmental Protection: **IP40, IP67**
Wire Leads: **None**
Terminals: **None**

www.cyber-tech.net

1-800-621-8754

Document Date: 06-01-2005

"a commitment to intergrated engineering & design"


Image & Specifications Are Subject To Change Without Notice

Made in USA




Switches

Standard CTI Switches

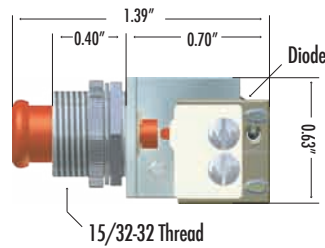


CTI Pushbutton Switches

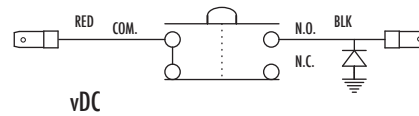
Wire Leads Shorted For Clarity



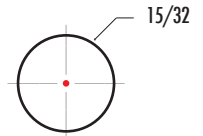
4" Wire Leads



Circuit Diagram



Panel Cutout Dimensions

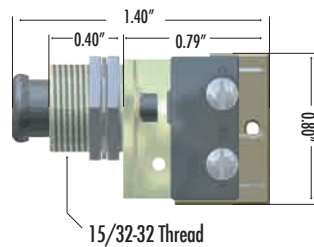


CTI Part # **32-P-970046-01** SPDT - mom (RS DC w/leads)

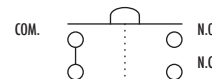
Technical Data

Cycles: **10,000,000**
Current Rating: **5 amps@30vDC**
Temperature Range: **-40°C to +85°C @ Rated Current**
Internal Seals: **N/A**

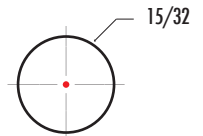
Spring Rate: **6.9 lbs**
Environmental Protection: **IP40, IP67**
Wire Leads: **4"**
Terminals: **Male Amp**



Circuit Diagram



Panel Cutout Dimensions




CTI Part # **32-P-11511-02** SPDT - mom (S10A)

Technical Data

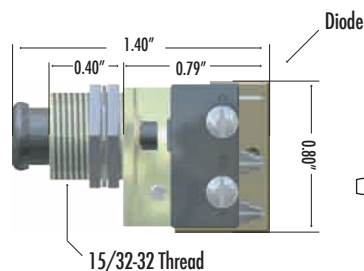
Cycles: **10,000,000**
Current Rating: **10 amps@ 120vAC, 30vDC**
Temperature Range: **-40°C to +85°C @ Rated Current**
Internal Seals: **N/A**

Spring Rate: **6.9 lbs**
Environmental Protection: **IP40, IP67**
Wire Leads: **N/A**
Terminals: **N/A**

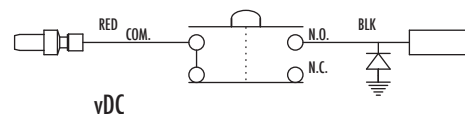
Wire Leads Shorted For Clarity



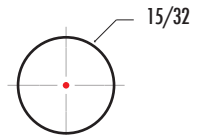
4" Wire Leads



Circuit Diagram



Panel Cutout Dimensions



CTI Part # **32-P-A11511-01** SPDT - mom (S10A DC w/leads)

Technical Data

Cycles: **10,000,000**
Current Rating: **10 amps@ 30vDC**
Temperature Range: **-40°C to +85°C @ Rated Current**
Internal Seals: **N/A**

Spring Rate: **6.9 lbs**
Environmental Protection: **IP40, IP67**
Wire Leads: **4"**
Terminals: **Bullet M/F 22-16, 0.156**

www.cyber-tech.net

1-800-621-8754

Document Date: 06-01-2005

"a commitment to intergrated engineering & design"


Image & Specifications Are Subject To Change Without Notice

Made in USA




Switches

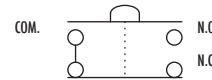
Standard CTI Switches



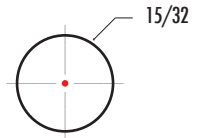
CTI Pushbutton Switches



Circuit Diagram



Panel Cutout Dimensions




CTI Part # **32-P-010261-01** SPDT - mom (SP)

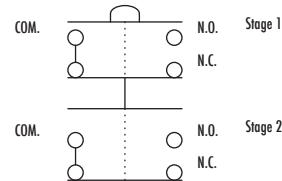
Technical Data

Cycles: **10,000,000**
 Current Rating: **5 amps@120 vAC, 30vDC**
 Temperature Range: **-40°C to +85° @ Rated Current**
 Internal Seals: **Internal Offset Seals**

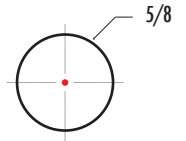
Spring Rate: **6.9 lbs**
 Environmental Protection: **IP40, IP67**
 Wire Leads: **None**
 Terminals: **None**



Circuit Diagram



Panel Cutout Dimensions




CTI Part # **32-P4-20002-01** 2-SPDT - mom

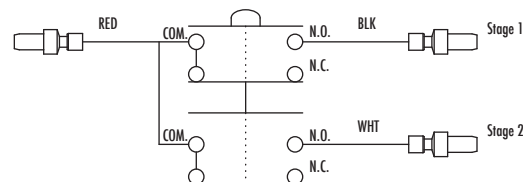
Technical Data

Rating: **5 amps@120 vAC**
 Rating: **3 amps Inductive@ 28 vDC**
 Temperature Range: **-40°C to +85° @ Rated Current**

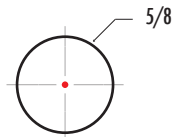
Spring Rate Level1: **1.75 lbs**
 Spring Rate Level2: **1.75 lbs**
 Button: **Red Nylon**



Circuit Diagram



Panel Cutout Dimensions



CTI Part # **32-P4-20002-02** 2-SPDT - mom (w/leads)

Technical Data

Rating: **5 amps@120 vAC**
 Rating: **3 amps Inductive@ 28 vDC**
 Temperature Range: **-40°C to +85° @ Rated Current**

Spring Rate Level1: **1.75 lbs**
 Spring Rate Level2: **1.75 lbs**
 Button: **Red Nylon**
 Terminals: **Male Bullet 22-16, 0.156**


www.cyber-tech.net

1-800-621-8754




Switches

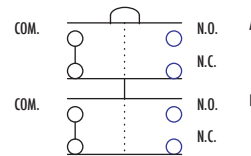
Standard CTI Switches



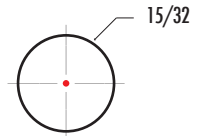
CTI Pushbutton Switches



Circuit Diagram




Panel Cutout Dimensions



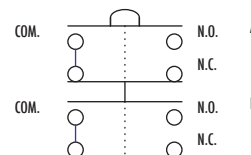
CTI Part # **32-P-940121-01** DPDT - mom

Technical Data

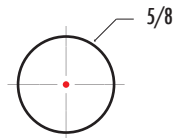
Cycles: **500,000**
Current Rating: **6 amps@120 vAC, 30vDC**
Temperature Range: **-40°C to +85°C @ Rated Current**
Environmental Protection: **IP40**



Circuit Diagram




Panel Cutout Dimensions



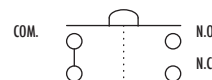
CTI Part # **32-P-940131-01** DPDT - mt

Technical Data

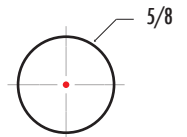
Cycles: **500,000**
Current Rating: **6 amps@120 vAC, 30vDC**
Temperature Range: **-40°C to +85°C @ Rated Current**
Environmental Protection: **IP40**



Circuit Diagram



Panel Cutout Dimensions



CTI Part # **32-P-940120-01** SPDT - mom

Technical Data

Cycles: **500,000**
Current Rating: **6 amps@120 vAC, 30vDC**
Temperature Range: **-40°C to +85°C @ Rated Current**
Environmental Protection: **IP40**

www.cyber-tech.net

1-800-621-8754


Document Date: 06-01-2005

"a commitment to intergrated engineering & design"




Switches

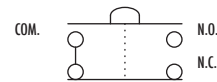
Standard CTI Switches



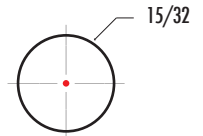
CTI Pushbutton Switches



Circuit Diagram



Panel Cutout Dimensions



CTI Part # **32-P-940130-01** SPDT - mt

Technical Data

Cycles: **500,000**
Current Rating: **6 amps@120 vAC, 30vDC**
Temperature Range: **-40°C to +85° @ Rated Current**
Environmental Protection: **IP40**

www.cyber-tech.net

1-800-621-8754

Document Date: 06-01-2005

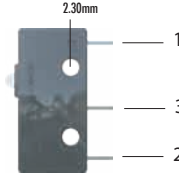
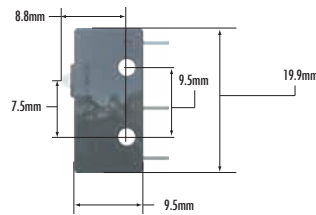
"a commitment to intergrated engineering & design"

Made in USA

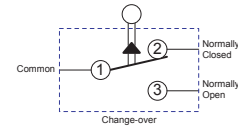


Switches Accessories

CTI Pushbuttons



Circuit Diagram



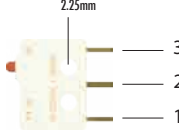
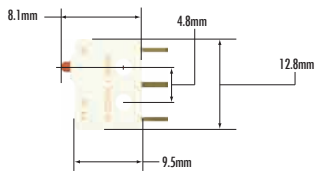
Technical Data

Cycles: 10,000,000
Current Rating: 10 amps@120 vAC, 30vDC
Temperature Range: -40°C to +85° @ Rated Current
Spring Rate: .668 Lbs
Package Size: SS-5

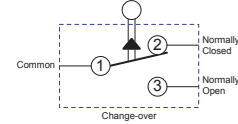
CTI Part # 32-S-XCF3Z1

SPDT - mom (10 amp Micro)

Referenced Dimensions Are In (mm)



Circuit Diagram



Technical Data

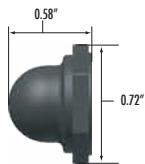
Cycles: 10,000,000
Current Rating: 5 amps@120 vAC, 30vDC
Temperature Range: -40°C to +85° @ Rated Current
Spring Rate: .312 Lbs
Terminals: 2.0 mm
Package Size: F4

CTI Part # 32-S-F4T7

SPDT - mom (5 amp Micro)

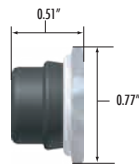
Referenced Dimensions Are In (mm)

Seal Boot



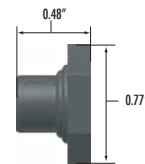
CTI Part # 33-BPB-40151

Seal Boot



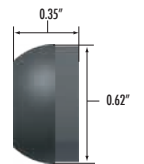
CTI Part # 33-BPB-589

Seal Boot



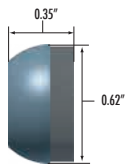
CTI Part # 33-BPB-1532

Black Seal Cap



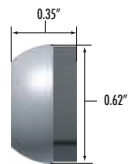
CTI Part # 76-010189-01

Dusk Seal Cap



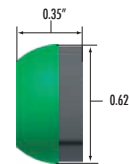
CTI Part # 76-010310-01

Gray Seal Cap



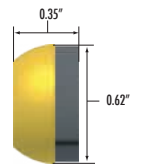
CTI Part # 76-010314-01

Green Seal Cap



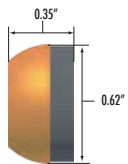
CTI Part # 76-000030-01

Marigold Seal Cap



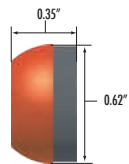
CTI Part # 76-010318-01

Orange Seal Cap



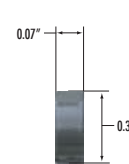
CTI Part # 76-010057-01

Red Seal Cap



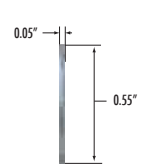
CTI Part # 76-010321-01

Black Pushbutton Cap



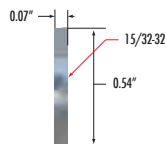
CTI Part # 99-C-8Z0423

Lock Washer



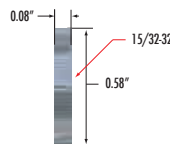
CTI Part # 99-W-1/2L-S

Hex Nut



CTI Part # 99-N-15/32-32

Knurl Nut




CTI Part # 99-N-15/32-32-RK

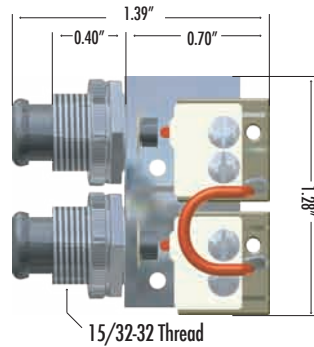



Switches

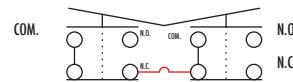
Standard CTI Switches



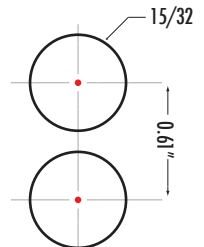
CTI Rocker Switches



Circuit Diagram



Panel Cutout Dimensions





CTI Part # **32-R-922190-01** SPDT - mom (On)-Off-(On)

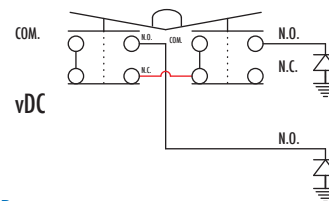
Technical Data

Cycles: **10,000,000**
Current Rating: **5 amps@120 vAC, 30vDC**
Temperature Range: **-55°C to +85° @ Rated Current**
Internal Seals: **N/A**

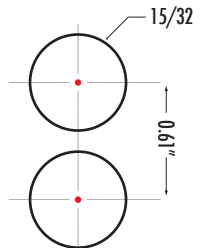
Spring Rate: **6.9 lbs**
Environmental Protection: **IP40, IP67**
Wire Leads: **None**
Terminals: **None**



Circuit Diagram



Panel Cutout Dimensions



CTI Part # **32-R-922195-01** SPDT - mom (DC) (On)-Off-(On)

Technical Data

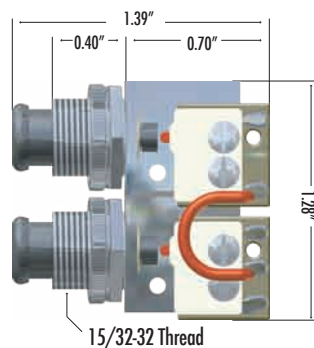
Cycles: **10,000,000**
Current Rating: **5 amps@30vDC**
Temperature Range: **-55°C to +85° @ Rated Current**
Internal Seals: **N/A**

Spring Rate: **6.9 lbs**
Environmental Protection: **IP40, IP67**
Wire Leads: **None**
Terminals: **None**

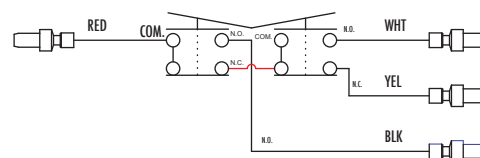


4" Wire Leads

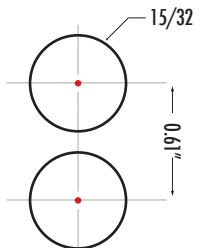
Wire Leads Shorted For Clarity



Circuit Diagram



Panel Cutout Dimensions



CTI Part # **32-R-960158-01** SPDT - mom (w/Cat-Leads) (On)-Off-(On)

Technical Data

Cycles: **10,000,000**
Current Rating: **5 amps@120 vAC, 30vDC**
Temperature Range: **-55°C to +85° @ Rated Current**
Internal Seals: **N/A**

Spring Rate: **6.9 lbs**
Environmental Protection: **IP40, IP67**
Wire Leads: **4"**
Terminals: **Male Bullet 22-16, 0.156**

www.cyber-tech.net

1-800-621-8754

Document Date: 06-01-2005

"a commitment to intergrated engineering & design"


Image & Specifications Are Subject To Change Without Notice

Made in USA

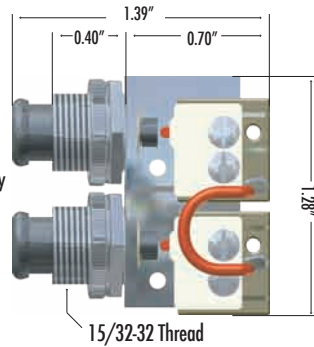
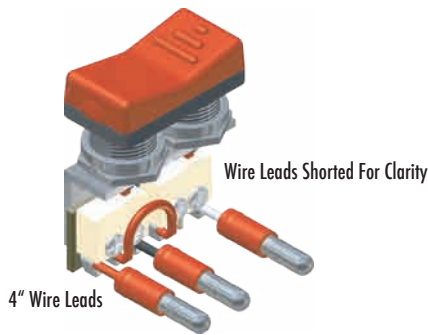


Switches

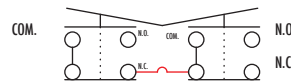
Standard CTI Switches



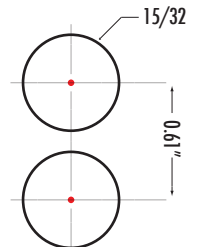
CTI Rocker Switches



Circuit Diagram



Panel Cutout Dimensions



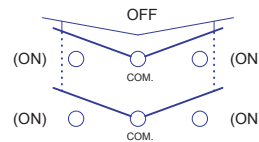
CTI Part # **32-R-920901-01** SPDT - MOM (DC w/leads) (On)-Off-(On)

Technical Data

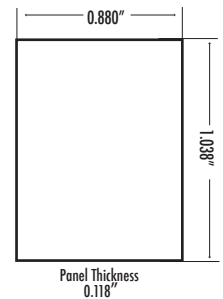
Cycles: **10,000,000**
 Current Rating: **5 amps@ 30vDC**
 Temperature Range: **-40°C to +85°C @ Rated Current**
 Internal Seals: **N/A**

Spring Rate: **6.9 lbs**
 Environmental Protection: **IP40, IP67**
 Wire Leads: **None**
 Terminals: **None**

Circuit Diagram



Panel Cutout Dimensions



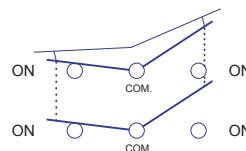
CTI Part # **32-R-2606-11E** DPDT mom (3-Postion) (On)-Off-(On)

Technical Data

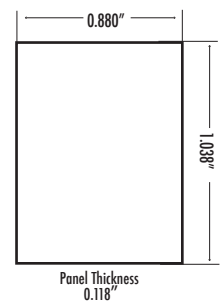
Cycles: **50,000**
 Current Rating: **10 amps@28vDC**
 Current Rating: **10 amps@125vAC, 10 amps@ 250vAC**
 Temperature Range: **-40°C to +85°C @ Rated Current**

Terminals: **0.25\" Quick-Connect**

Circuit Diagram



Panel Cutout Dimensions



CTI Part # **32-R-2602-11E** DPDT mt (2-Postion) On-None-On

Technical Data

Cycles: **50,000**
 Current Rating: **10 amps@28vDC**
 Current Rating: **10 amps@125vAC, 10 amps@ 250vAC**
 Temperature Range: **-40°C to +85°C @ Rated Current**

Terminals: **0.25\" Quick-Connect**

www.cyber-tech.net

1-800-621-8754

Document Date: 06-01-2005


"a commitment to intergrated engineering & design"

Made in USA

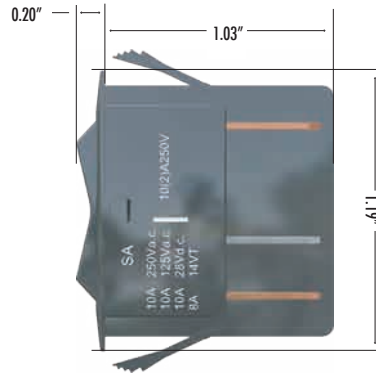


Switches

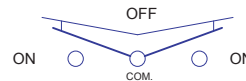
Standard CTI Switches



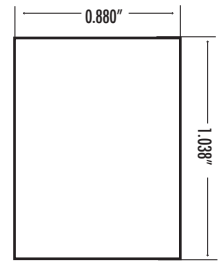
CTI Rocker Switches



Circuit Diagram



Panel Cutout Dimensions



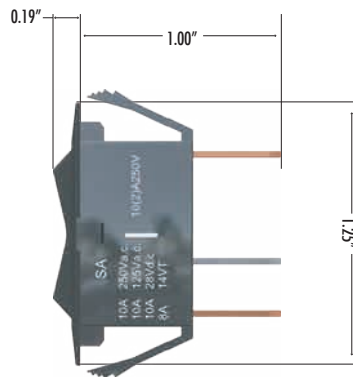
Panel Thickness
0.118"

CTI Part # **32-R-2604-11E** DPDT mt (3-Position) On-Off-On

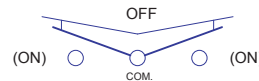
Technical Data

Cycles: 50,000
Current Rating: 10 amps@28VDC
Current Rating: 10 amps@125VAC, 10 amps@250VAC
Temperature Range: -40°C to +85°C @ Rated Current

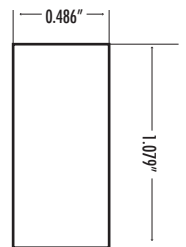
Terminals: 0.25" Quick-Connect



Circuit Diagram



Panel Cutout Dimensions



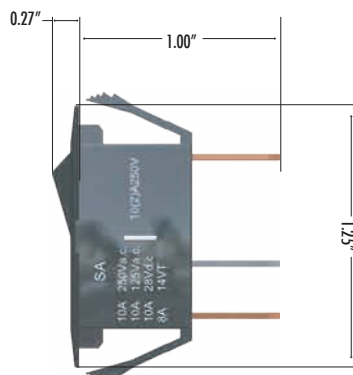
Panel Thickness
0.118"

CTI Part # **32-R-1506-11E** SPDT mom (3-Position) (On)-Off-(On)

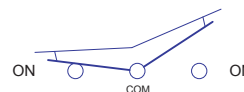
Technical Data

Cycles: 50,000
Current Rating: 10 amps@28VDC
Current Rating: 10 amps@125VAC, 10 amps@250VAC
Temperature Range: -40°C to +85°C @ Rated Current

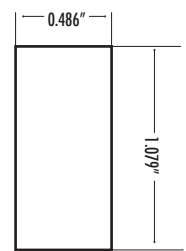
Terminals: 0.25" Quick-Connect



Circuit Diagram



Panel Cutout Dimensions



Panel Thickness
0.118"

CTI Part # **32-R-1500-11E** SPDT mt (2-Position) On-None-On

Technical Data

Cycles: 50,000
Current Rating: 10 amps@28VDC
Current Rating: 10 amps@125VAC, 10 amps@250VAC
Temperature Range: -40°C to +85°C @ Rated Current

Terminals: 0.25" Quick-Connect

www.cyber-tech.net

1-800-621-8754

Document Date: 06-01-2005

"a commitment to intergrated engineering & design"


Image & Specifications Are Subject To Change Without Notice

Made in USA

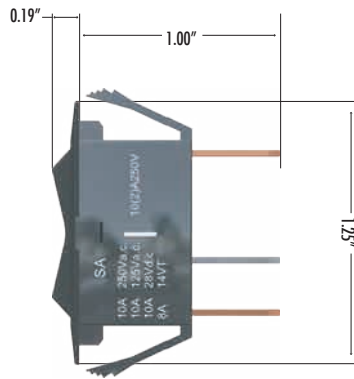


Switches

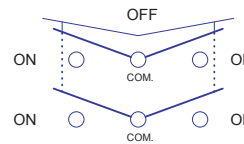
Standard CTI Switches



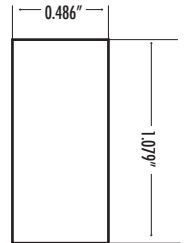
CTI Rocker Switches



Circuit Diagram



Panel Cutout Dimensions



Panel Thickness
0.118"

CTI Part # **32-R-1504-11E** SPDT mt (3-Position) (On)-Off-(On)

Technical Data

Cycles: **50,000**
Current Rating: **10 amps@28VDC**
Current Rating: **10 amps@125VAC, 10 amps@ 250VAC**
Temperature Range: **-40°C to +85°C @ Rated Current**

Terminals: **0.25" Quick-Connect**

www.cyber-tech.net

1-800-621-8754

Document Date: 06-01-2005

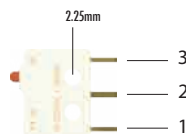
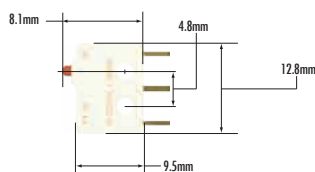
"a commitment to integrated engineering & design"

Made in USA

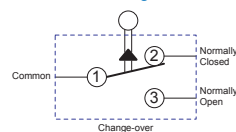


Switches Accessories

CTI Rockers



Circuit Diagram



Technical Data

Cycles: 10,000,000
 Current Rating: 5 amps@120 vAC, 30vDC
 Temperature Range: -40°C to +85°C @ Rated Current
 Spring Rate: .312 Lbs
 Terminals: 2.0 mm
 Package Size: F4

CTI Part # 32-S-F4T7

SPDT - mom (5 amp Micro)

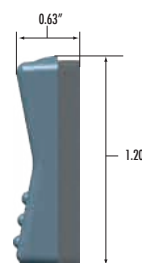
Referenced Dimensions Are In (mm)

Black Seal Cap




CTI Part # 76-010197-01

Dusk Seal Cap



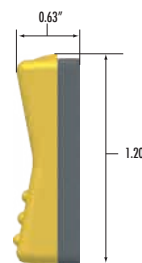

CTI Part # 76-010312-01

Gray Seal Cap





CTI Part # 76-010316-01

Marigold Seal Cap



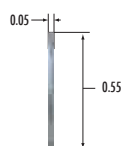
CTI Part # 76-950043-01

Red Seal Cap



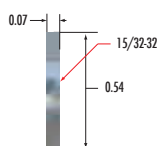
CTI Part # 76-010235-01

Lock Washer



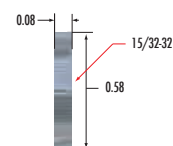
CTI Part # 99-W-1/2-L-S

Hex Nut



CTI Part # 99-N-15/32-32

Knurl Nut




CTI Part # 99-N-15/32-32-RK

Made in USA




Switches

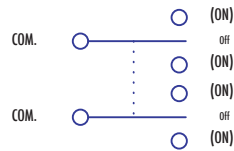
CTI Toggles



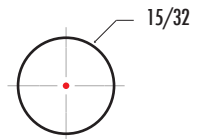
CTI Toggle Switches



Circuit Diagram




Panel Cutout Dimensions



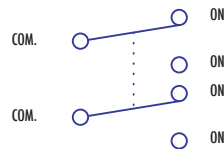
CTI Part # **32-T-940153-01** DPDT - mom (3-Position) (On)-Off-(On)

Technical Data

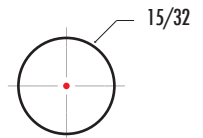
Cycles: **50,000**
 Current Rating: **6 amps@125 vAC, 30vDC**
 Current Rating: **3 amps@250 vAC**
 Temperature Range: **-40°C to +85° @ Rated Current**



Circuit Diagram




Panel Cutout Dimensions



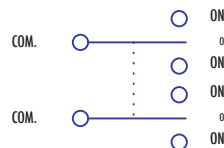
CTI Part # **32-T-940161-01** DPDT - mt (2-Position) On-Off-On

Technical Data

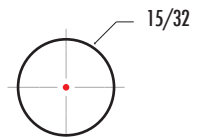
Cycles: **50,000**
 Current Rating: **6 amps@125 vAC, 30vDC**
 Current Rating: **3 amps@250 vAC**
 Temperature Range: **-40°C to +85° @ Rated Current**



Circuit Diagram



Panel Cutout Dimensions



CTI Part # **32-T-940171-01** DPDT - mt (3-Position) On-Off-On

Technical Data

Cycles: **50,000**
 Current Rating: **6 amps@125 vAC, 30vDC**
 Current Rating: **3 amps@250 vAC**
 Temperature Range: **-40°C to +85° @ Rated Current**

www.cyber-tech.net

1-800-621-8754

Document Date: 06-01-2005

"a commitment to intergrated engineering & design"


Image & Specifications Are Subject To Change Without Notice

Made in USA




Switches

CTI Switches



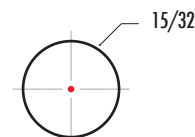
CTI Toggle Switches



Circuit Diagram




Panel Cutout Dimensions



CTI Part # **32-T-940152-01** SPDT - mom (3-Position) (On)-Off-(On)

Technical Data

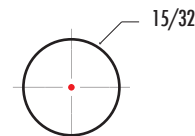
Cycles: **50,000**
Current Rating: **6 amps@125 vAC, 30vDC**
Current Rating: **3 amps@250 vAC**
Temperature Range: **-40°C to +85° @ Rated Current**



Circuit Diagram




Panel Cutout Dimensions



CTI Part # **32-T-940160-01** SPDT - mt (2-Position) On-None-On

Technical Data

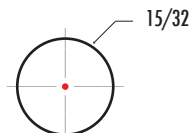
Cycles: **50,000**
Current Rating: **6 amps@125 vAC, 30vDC**
Current Rating: **3 amps@250 vAC**
Temperature Range: **-40°C to +85° @ Rated Current**



Circuit Diagram



Panel Cutout Dimensions



CTI Part # **32-T-940170-01** SPDT - mt (3-Position) (On)-Off-(On)

Technical Data

Cycles: **50,000**
Current Rating: **6 amps@125 vAC, 30vDC**
Current Rating: **3 amps@250 vAC**
Temperature Range: **-40°C to +85° @ Rated Current**

www.cyber-tech.net

1-800-621-8754

Document Date: 06-01-2005

"a commitment to intergrated engineering & design"

Image & Specifications Are Subject To Change Without Notice


Made in USA



Switches Accessories


CTI Toggles

Seal Boot




CTI Part # 33-BTB-5168

Seal Boot



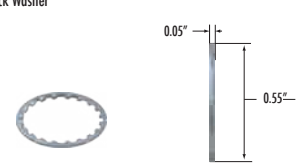
CTI Part # 33-BTB-588

Seal Boot



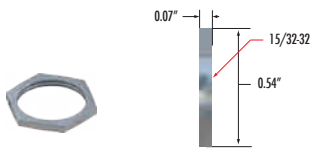
CTI Part # 33-BTB-1532

Lock Washer



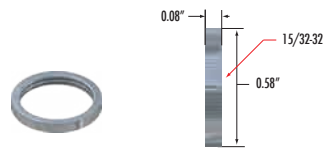
CTI Part # 99-W-1/2-L-S

Hex Nut



CTI Part # 99-N-15/32-32

Knurl Nut



CTI Part # 99-N-15/32-32-RK

